

**GIÁO ÁN THEO CHUẨN KIẾN THỨC
ĐÃ ĐIỀU CHỈNH GIÁO ÁN THEO CHUẨN
ĐÚNG THEO SÁCH CHUẨN KTKN
PHÂN PHỐI CHƯƠNG TRÌNH THCS
MÔN TIẾNG ANH 7**

(Dùng cho các cơ quan quản lý giáo dục và giáo viên,
áp dụng từ năm học 2011-2012)

LỚP 7

Cả năm học: 37 tuần (105 tiết) Trong đó có các tiết dành cho ôn tập, kiểm tra và chữa bài kiểm tra thường xuyên và định kỳ.

HỌC KỲ I

	NỘI DUNG	SỐ TIẾT
	Ôn tập/Kiểm tra đầu năm	1
1	Back to school	5
2	Personal Information	6
3	At home	5
	<u>Language focus 1</u>	1
	<u>Kiểm tra và chữa bài kiểm tra</u>	2
4	At school	5
5	Work and play	5
6	After school	6
	Language focus 2	1
	<u>Kiểm tra và chữa bài kiểm tra</u>	2
7	The world of work	5
8	Places	5

	Ôn tập và kiểm tra học kỳ I	5
	TỔNG SỐ TIẾT	54

HỌC KỲ II

	NỘI DUNG	SỐ TIẾT
9	At home and away	5
	Language focus 3	1
10	Health and hygiene	5
11	Keep fit, stay healthy	5
	<u>Kiểm tra và chữa bài kiểm tra</u>	2
12	Let's eat	5
	Language focus 4	1
13	Activities	5
14	Freetime fun	5
	<u>Kiểm tra và chữa bài kiểm tra</u>	2
15	Going out	5
16	People and places	5
	Language focus 5	1
	Ôn tập và kiểm tra học kỳ II	4
	TỔNG SỐ TIẾT	51

class	period	date	total	ab
7a				
7b				

Period 1 CONSOLIDATION/ TEST

I. Objectives:

- By the end of the lesson Ss will be able to get further practice in Present Simple and Progressive, Comparatives, Superlatives, Quantifiers.

1, *Language focus*:

* Structures:

Present Simple and Progressive:

He speaks English and French.

She is staying in Hanoi now.

Comparatives and Superlatives:

The Amazon River is longer than the Mekong.

The Nile is the longest river in the world.

Quantifiers:

There is a lot of traffic.

...

* Vocabulary: *review*

2, *Language skills*: speaking, reading and writing skills.

II. Teaching aids:

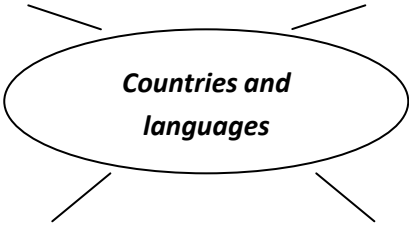
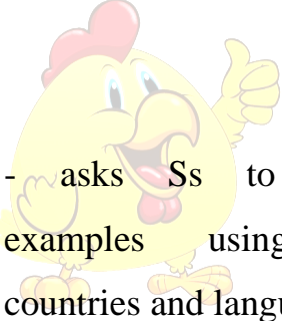
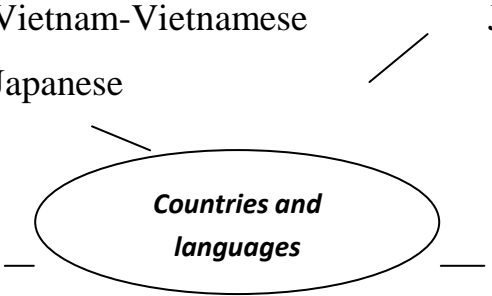
1, *Teacher's*: text book, teacher's book, sub-boards, pictures, cues.

2, *Students'*: text book, note book, chalks, pens.


III. Procedures:

1, **Checking up:** while teaching new lesson.

2, **New lesson(42ms):**

Teacher's activities	Students's activities	The content of the lesson
<p>* <u>Warm – up: Network.</u></p>   <p>- asks Ss to give examples using the countries and languages.</p>	<p>- play the game (groups)</p> <p>- gives examples using the countries and languages. (pairs)</p> <p>Examples:</p> <p><i>S1: are you from China?</i></p> <p><i>S2: No, I'm not.</i></p> <p><i>S3: Do you speak English?</i></p> <p><i>S4: Are you from England?</i></p> <p><i>S2: Yes, I am.</i></p>	 <p>Vietnam-Vietnamese</p> <p>Japanese</p> <p>Japan-</p> <p>England-English</p> <p>Chinese</p> <p>China-</p>

Teacher's activities	Students's activities	The content of the lesson																	
<p>- gives feedback.</p> <p>* <u>Activity 1: PRESENT SIMPLE TENSE</u></p> <p>- retells grammar (quickly).</p> <p>- asks Ss to do the exercise 1 (P. 174).</p> <p>- gives feedback.</p> <p>* <u>Activity 2: PRESENT SIMPLE TENSE AND PRESENT PROGRESSIVE TENSE</u></p> <p>- explains the exercise 2 (P.174).</p> <p>- gives the map dialogue. (sub-board)</p> <p>- gives feedback.</p> <p>* <u>Activity 3: ADJECTIVES: COMPARATIVE AND SUPERLATIVE</u></p> <p>- asks Ss to retell grammar.</p> <p>- gives the table and asks</p>	<p>...</p> <p><u>1. PRESENT SIMPLE TENSE:</u></p> <p>- <i>listen.</i></p> <p>- do the exercise 1 (individually then pairs)</p> <p><u>2. PRESENT SIMPLE TENSE AND PRESENT PROGRESSIVE TENSE:</u></p> <p>- <i>listen.</i></p> <p>- <i>look at the map and practice (pairs)</i></p> <p><i>Examples:</i></p> <p>S1: What is her name ?</p> <p>S2: Her name is Susan.</p> <p>S1: Where does she live ?</p> <p>S2: She lives in</p>	<p>Answer:</p> <p>a. Do - speak ; don't ; speak</p> <p>b. speaks</p> <p>c. speaks Chinese.</p> <p>d. speaks Japanese.</p> <p>e. speaks Vietnamese.</p> <p>f. speaks English.</p> <p>Answer:</p> <table style="width: 100%;"> <tr> <td style="width: 50%;">a. is</td> <td style="width: 50%;">b. lives</td> </tr> <tr> <td>c. is - is staying</td> <td>d. is</td> </tr> <tr> <td colspan="2">e. does - teaches</td> </tr> <tr> <td colspan="2">f. does - teach ; doesn't ; teaches.</td> </tr> </table> <table border="1" style="margin-top: 10px;"> <thead> <tr> <th>Adj</th> <th>Comparative</th> <th>Superlative</th> </tr> </thead> <tbody> <tr> <td></td> <td style="text-align: center;">ve</td> <td style="text-align: center;">e</td> </tr> <tr> <td style="text-align: center;"><i>long</i></td> <td style="text-align: center;"><i>longer</i></td> <td style="text-align: center;"><i>longest</i></td> </tr> </tbody> </table>	a. is	b. lives	c. is - is staying	d. is	e. does - teaches		f. does - teach ; doesn't ; teaches.		Adj	Comparative	Superlative		ve	e	<i>long</i>	<i>longer</i>	<i>longest</i>
a. is	b. lives																		
c. is - is staying	d. is																		
e. does - teaches																			
f. does - teach ; doesn't ; teaches.																			
Adj	Comparative	Superlative																	
	ve	e																	
<i>long</i>	<i>longer</i>	<i>longest</i>																	

Teacher's activities	Students's activities	The content of the lesson																					
<p>Ss to do the exercise. - gives feedback. - asks Ss to based on the table to do the exercise 3 (P. 175) - gives feedback.</p>  <p>* <u>Activity4:</u> INDEFINITE QUANTIFIERS - asks Ss to give the uses, the meaning of <i>a lot, lots, a few, a little</i>. - gives feedback. (grammar sub-board)</p>	<p>London. S1: Where is she staying now ? S2: She is staying in Hanoi. ... 3. <u>ADJECTIVES: COMPRARATIVE AND SUPERLATIVE:</u> - retell grammar. - complete the table (groups + cues) - base on the table to do the exercise 3 (groups + cues) 4. <u>INDEFINITE QUANTIFIERS</u> - give the uses, the meaning of <i>a lot, lots, a few, a little</i> then give examples. - listen and do the</p>	<table border="1" data-bbox="971 302 1539 756"> <tr><td><i>thick</i></td><td></td><td></td></tr> <tr><td><i>thin</i></td><td></td><td></td></tr> <tr><td><i>hot</i></td><td></td><td></td></tr> <tr><td><i>tall</i></td><td></td><td></td></tr> <tr><td><i>small</i></td><td></td><td></td></tr> <tr><td><i>high</i></td><td></td><td></td></tr> <tr><td><i>big</i></td><td></td><td></td></tr> </table> <p>Answer: a. longer - the longest b. the longest. c. the tallest - taller - the tallest. d. biggest - bigger - the biggest - the biggest.</p> <p>Uses of quantifiers: some / a lot of / a few + DT đếm được some / a lot of / a little + DT không đếm được.</p>	<i>thick</i>			<i>thin</i>			<i>hot</i>			<i>tall</i>			<i>small</i>			<i>high</i>			<i>big</i>		
<i>thick</i>																							
<i>thin</i>																							
<i>hot</i>																							
<i>tall</i>																							
<i>small</i>																							
<i>high</i>																							
<i>big</i>																							

Teacher's activities	Students's activities	The content of the lesson
- explains the exercises 4 (P. 175). - gives feedback.	exercise. (groups + cues)	

3. Consolidation(2ms):

- Reminds the structures which have just learnt.

4. Homework: (1m)

- + Learn the lesson well.
- + Do the exercises in the exercise book.

class	period	date	total	ab
7a				
7b				

period 2

UNIT 1 : BACK TO SCHOOL

LESSON 1: A1 – 5 FRIENDS

A. Objectives : By the end of the lesson , Sts will be able to :

- Greet each other.
- Introduce about him/herself.

B-Language content :

1. Glossaries : Nice Meet See

C-Teaching aids:

- Planning lesson.
- Teacher's book and students' book - Tape & radio - Color chalks.

D- Procedure:

I Warm up (5')

Teacher's activities	Students'	Content
<p>Guide Ss to play the game “ Slap the board ”</p> <p>Remark and mark.</p> <p>II- Presentation (15m.)</p> <p>-You ‘ve reviewed some sentences to greet and introduce one person . Now we are going to further practice it in this lesson .</p> <p>- Show the pictures 1 a, b P10</p> <p>And answer the question</p> <p>How many people are there in each picture ?</p> <p>Who are they ?</p> <p>What are they doing ?</p> <p>Use technique to teach some word</p> <p>-Introduce the content of the dialogue a,b</p> <p>- Ask Ss listen to the tape and answer the qs</p>	<p>Play the game</p> <p>Listen to the teacher.</p> <p>Look at the pictures and answer qs.</p> <p>listen, read, understand and copy.</p> <p>Listen and answer the qs.</p>	<p>Slap the board :</p> <p>-hello</p> <p>-I'm Hoa</p> <p>-Good afternoon</p> <p>Goodbye</p> <p>I'm very well</p> <p>How are you ?</p> <p>Unit 1 : Back to school</p> <p>Lesson 1 : A1 -3</p> <p>A1 . listen .</p> <p>Then practice .</p> <p>Classmate</p> <p>Nice</p> <p>See</p> <p>Meet</p>

<p>Who is the new classmate ? (Hoa)</p> <p>-Play the tape again , ask Ss to listen and check the answer</p> <p>- Have Ss read the dialogue</p> <p>- call some Ss read aloud and then answer the qs in pairs</p> <p>- Call some Ss ask and answer before class.</p> <p>- Observe and give feedback</p> <p>-show a good Ss in class and say “ Good morning ” “ How are you ?”</p> <p>-Have Ss repeat how to greet</p> <p>- repeat</p> <p>-show the picture and ask : How many people are there ? What are they doing ?</p> <p>- Call Ss to read the dialogue</p> <p>- Have Ss make oter dialogue</p> <p>Call some Ss to speak before class.</p> <p>III – Practice</p> <p>Use board to int. and repeat some structures:</p>	<p>Listen and check the answer.</p> <p>Listen and repeat.</p> <p>Read in pairs</p> <p>Read and answer.</p> <p>Ask and answer.</p> <p>Copy the correct answer.</p> <p>Answer</p> <p>Repeat</p>	<p>Nice to meet you</p> <p>Nice to see you</p> <p>Too/also</p> <p>So am I</p> <p><input type="checkbox"/> Now answer :</p> <p>a. Her name is Hoa</p> <p>b. She is in class 7A</p> <p>c. Nam is also in class 7A</p> <p>Hi / hello</p> <p>Goodmorning /</p>
---	---	---

LIÊN HỆ ĐT 01689218668

class	period	date	total	ab
7a				
7b				

period 3

UNIT 1: BACK TO SCHOOL**LESSON 2: A2****A Objectives :** After the end of the lesson Ss will be able to :

- learn and review how to greet each other

B . Language focus :

Different Unhappy Miss

- the simple tense -Comparative

C..Teaching aids:- Student's book - Teacher's book - Tape + radio - Mini board - Colour
chalks**D. Produce:**

<u>TEACHER</u>	<u>STUDENT</u>	<u>CONTENT</u>
<u>I – Warm up (5)</u> Give two situation and ask Ss to build dialogue Hoa is a new student and Minh introduces her to Lan	Listen and make up the dia. Listen and copy.	<u>UNIT 1 : Back to school</u> <u>Lesson 2 :</u> Listen How are you today ?

<p>-Mr Hoa and Mr Manh greet each other</p> <p>Remark and mark</p> <p>Introduce : Hoa is a new student in class 7A . Do you want to know more about her ? yes ? let's learn in this lesson .</p> <p>II-Reading</p> <p>1.Pre- reading (7')</p> <p>- You know that Hoa is a new student . can you guess sth. about her ?</p> <p>-Show the Picture P11 and ask Ss</p> <p>How many schools are there?</p> <p>Which is bigger ?</p> <p>Which is Hoa old school ?</p> <p>- introduce : hong Ha is Hoa's new school . It's bigger than her old school .</p> <p>- Teach some new word</p>	<p>Listen and answer.</p> <p>Look and answer.</p> <p>Listen</p> <p>Read, understand and copy</p> <p>Repeat and copy.</p> <p>Repeat and copy.</p> <p>Look and listen.</p> <p>Read and answer.</p> <p>Copy</p> <p>Speak</p> <p>Look and answer</p> <p>Listen</p> <p>Give the aswer</p> <p>Copy</p>	<p>How are you ?</p> <p>How is everything /</p> <p>How about you /</p> <p>->Just fine so</p> <p>am I</p> <p>Not bad Me</p> <p>, too</p> <p>Pretty good</p> <p>Ok</p> <p>a.How are you ?</p> <p>Pretty good How about you?</p> <p>Not bad</p> <p>Me , too .</p> <p>b. How are you today ?</p> <p>just fine .</p> <p>New word :</p> <p>Different</p> <p>Unhappy</p> <p>Miss</p> <p>* simple present ;</p> <p>To be ; is</p>
--	--	--

<p>:</p> <p>-Have Ss repeat the present simple tense</p> <p>Repeat coparatives</p> <p>Quanlity with “ a lot of , many ”</p> <p>2.While –reading (13’)</p> <p>Ask ss to look at the text ,listen to the tape and answer the qs</p> <p>-call some ss ask and answer</p> <p>Observe and give feedback</p> <p>3. Post –reading (2’)</p> <p>Ask Ss to talk about their primary school</p> <p>III- Listening (12’)</p> <p>-Show the picture and ask Ss</p> <p>Who are they in the picture ?</p>	<p>Repeat</p> <p>Copy</p>	<p>Am</p> <p>Are</p> <p>V : 1,3n,2 +V</p> <p>3 it + V-s/es</p> <p>- do/ does+ V</p> <p>She is from Hue</p> <p>a. She is staying with her aunt and uncle</p> <p>b. No , she does have any friends in HN.</p> <p>c. Her new school is bigger.</p> <p>d. Because she misses her parents and her friends.</p>
--	---------------------------	--

<p>What are they doing ?</p> <p>-</p> <p>Have Ss listen the tape and do the ex.</p> <p>Have Ss listen again and correct.</p> <p>Iv-Consolidation and Hw ;</p> <p>Have Ss repeat what they have learnt.</p> <p>-Hw : + do ex. 1-4 P 3-4</p> <p>+ Prepare B1.2</p>		
--	--	--

GIÁO ÁN ANH 7 ĐỦ CẢ NĂM CHUẨN KIẾN THỨC KỸ NĂNG MỚI NĂM HỌC 2011-2012

LIÊN HỆ ĐT 01689218668

class	period	date	total	ab
7a				
7b				

period 4

UNIT 1 :BACK TO SCHOOL

LESSON 3:B1 - 3 NAME AND ADDRESSES

A. Objectives : After the lesson sts can ask and answer personal information .

B . Language content

C. Teaching aids:

- Tape - Cassette - Student's book - Mini board - Reference book

D . Procedeure :

<u>TEACHER</u>	<u>STUDENT</u>	<u>CONTENT</u>
----------------	----------------	----------------

I - Warm up (5')		
Good afternoon	Answer	
How are you?		
- Calls 2sts to ask and answer about the information given - Listen and correct	S1: Asks S2: answers S3: ask S4: answer	Lan: 12,7A, Dong Thanh, by bike. You: 13, 7B, 12THD Street
III- Presentation (10')		
1. Pre – teach		I. New words - Family name = Last name = Surname - Middle name - An address = Home address
	Copy - repeat - in chorus and individually	
- Listen and correct	- Read in chorus and individually.	
-show the picture and ask Ss to look at the picture and answer qs.	Look and answer	
? Who are in the picture?		

? Where are they?	- Listen and answer	
? What are they doing?		
? What is the teacher doing?		
? What are the sts doing?		
- Have Ss listen to the tape	- Listen to the tape (close the book)	Miss Lien.....name Hoa?
	- Write missing words	Hoa:.....: It's.....My middle mane
- Have Ss answer the qs	- Answer qs	
- Calls 4 sts to write their answer on the board Observe and give the answer	S1: a S2: b S3: c S4: d Copy the answer	a. She is talking to Miss Lien b. It's Pham c. It's Thi d. She lives at 12 THD street
III- Practice (15') Practice word cue drill	S1: What's Nam's family name?	Nam Hoa Nguyen Pham
	S2: It's Nguyen	15 12
- Listen and correct		32 N.D4 Da Nang
B2: Complete the dialogue		
- Guiding the way to do	- Listen and complete the dialogue in pairs.	Who - Who - What
- Correct and gives answer	- Copy the correct	Where - When - How

keys.	answer.	
- Asks sts to practice complete dialogue in pairs.	S1: Nga S2: Lan	
B3: Guiding the way to do.	- Do them selves	Where do you learn?
Eg: Where do you learn?		Dong Thanh School.
IV. Consolidation & Hw (5')		- Family name = last
? What have you learnt in this lesson ?	- answer	name = Surname
Repeat	Remember	- First name: Tên gọi
Hw :		
Guiding sts the way to do ex B1 - 2 on page 5 - 6 in the work book.	Copy	

**GIÁO ÁN ANH 7 ĐỦ CẢ NĂM CHUẨN KIẾN THỨC KỸ NĂNG MỚI
NĂM HỌC 2011-2012**

LIÊN HỆ ĐT 01689218668

class	period	date	total	ab
7a				
7b				

period 5

UNIT 1: BACK TO SHOOOL

LESSON 4- B4---5

A. Objectives : After the lesson sts can ask and answer about distance.

B. Teaching content :

"Using how far" question and answer with km, meter to talk a bout distance.

C. Teaching aids:

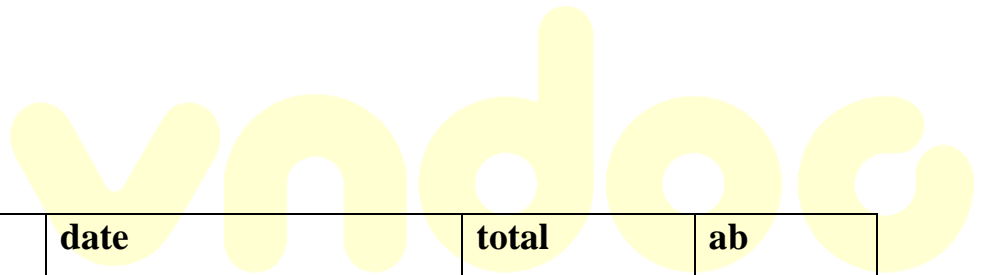
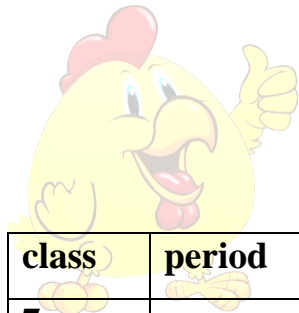
- Tape - Cassette - Student's and teacher's books - Mini board

D. Produce:

I - Warm up:		
Good afternoon	Good afternoon T	
Sit down, please		
How are you Today?	We're fine	
Ask and answer information given about Hoa	S1: What's her name? S2: Her name is Hoa S1: What's her family name?	
- Listen and correct mistakes	S2: It's Pham.....	
III- Presentation (15)		Unit 1 : back to school Lesson 4: B
drawing picture	- Look at the picture and answer qs	I. New words : Lans' house
Is Lan's house far school?	No, it is n't	
Say: Near > < far	- Repeat in chorus "near"	
	Yes, it is	
	- Copy and read in chorus and individually	near > < far (a) A B distance (n)
Introduce dialogue Says and writing.	- Listen and repeat after the teacher	II. Dialogue Nam: Where - you -

		Hoa
		H: I live at 12 THD
		N: How - is it.....?
		H: It is not - about
		N: How - you - to school
		H: By.....
- Turn on the tape (close the book)	- Listen and write missing words.	Nam.....
- Calls 2 sts to go to the b ² to write missing words.	- Write missing words	Hoa.....
- Ask sts to open the book to check	- Open the book and check up.	
- Asks sts to read the dialogue in pairs.	S1: Nam S2: Hoa	
- Listen and correct		Model Sentence
What does model Sentence mean?	Copy and read in chorus.	How far is it from your house to school? It is about 1 km
III – Practice (15)		
Ask sts to practice in pairs	S1: How far is it from your house to Don Market? S2: It's about 2km	Don Market/ 2km The postoffice/ 700km
- Listen 2 correct	
Asks sts to practice in free	S1: Answers	

using "How far....."	S2: Asks S3: Answers S4: Asks	
IV. Consolidation& Hw :		
Repeat qs "How far"	Listen 2 remember	
Repair previous home work		
Guiding the way to do ex 3, 4, 5 on page 6 , 7 in work book. - Prepare Unit 1 : B6-7	Listen and copy home work	



class	period	date	total	ab
7a				
7b				

period 6

UNIT 1: BACK TO SCHOOL

LESSON 5-B6 ---7 & REMEMBER

A. Objectives : After the lesson sts can ask and as wer about distance.

B Teaching content :

How far is it...? It's about.....

C. Teaching aids: - Tape__ - Cassette__ - Student's and teacher's books

- Mini board

D. Produce:

I - Warm up:		
Good afternoon	Good afternoon T	
Sit down, please		
How are you Today?	We're fine, thanks	
- Ask and answer qs about Khai. - Listen and Correct answer Qs	S1: What's her name? S2: Her name is Khai S1: What is his family name? S2: It's Phan	Pham Khai
III- Listening :		Unit 1: Back to school Lesson 5 : B 6-7 B6: Listen and write
Show the map on page 18 and ask Ss	Look and answer	
How many places are there?		
Is Lan's house far from the market?		
Is Lan's house near school?		
Is the post near the theater? How far is it? Listen to the tape and answer the qs		1. From school to Lan's house
- Turn on the tape.	Listen carefully and	2. From Lan's house to the

	write distance.	postoffice?
		3. From school to theater.
		4. From the movie theater to the post office.
Have Ss change the answer and mark	Compare the answer.	
What's the first distance?	300m	
Second ?	700m	
Third?	3km	
Forth?	2km	
Ask sts to practice in pairs about 4 distance which have listende.	S1: How far is it...? S2:..... S1: How far..... S2:.....	How far is it from school to Lan's house? It's about 300m.
Guiding the way to do the model	- Listen	B7: Survey Name: Ha
What's question ?	What's your name? My name is.....	address: 21 Hang Bong street Mean of transport: Motorbike.
- Tell me the question for distance.	How far is it.....	Distance: 15km
- Tell me the qs for mean of transport.	How do you go to school?	
- Asks sts to write in.		Write it up:

-Formation.	Copy – Listen	Eg: My friend is Hoa - She lives at 12 Hong Bong street. It's about 15km from her house to school she goes to school by motorbike.
IV. Consolidation& Hw	How far.....?	
Have Ss review the lesson and do all the ex.	Copy	- do ex 4, 5 (9)/ sách bài tập.

**GIÁO ÁN ANH 7 ĐỦ CẢ NĂM CHUẨN KIẾN THỨC KỸ NĂNG MỚI
NĂM HỌC 2011-2012**

LIÊN HỆ ĐT 01689218668

class	period	date	total	ab
7a				
7b				

Period 7

Unit 2 : PERSONAL INFORMATION

Lesson 1 : A1-A2 ---A3

I. Objectives:

- To practice saying and listening the telephone numbers.
- After the lesson, Ss can say and identify the telephone numbers.

II. Preparation:

- Textbook, tape and cassette.

III. Teaching procedure:

1. Organization:

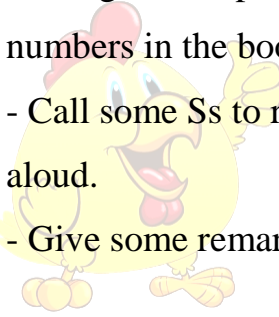
2. Oral test:


- S1 & S2 : do the given Ex.
- S3 & S4 : Answer T's questions.

3. New lesson:

TEACHER'S ACTIVITIES	STUDENT'S ACTIVITIES	CONTENTS
WARM UP		
- Give a list of numbers and ask Ss to read them aloud: - Remind Ss the way to pronounce the number : 0 - Call some Ss to read those numbers aloud.	- Read them aloud - Listen and remember. - Read those numbers aloud.	<u>List of numbers</u> 1 5 9 8 7 6 3 4 0 2 - Pronounce the number : 0 + 2 ways: - oh - zezo.

PRESENTATIONS

<p><u>a, A1: Read:</u></p> <ul style="list-style-type: none"> - Introduce the way to read the telephone numbers: + Read each number. + If there have two similar numbers, read: “double + the number”. - Give some examples: - Ask Ss to practice reading the telephone numbers in the book. - Call some Ss to read aloud. - Give some remarks.  <p><u>b, A2: Listen and write:</u></p> <ul style="list-style-type: none"> - Call one S to present the way to say the telephone numbers. - Play the tape for Ss to practice listening the telephone numbers. - Play once again and ask Ss to write down 	<ul style="list-style-type: none"> - Listen to the T. - Practice reading the telephone numbers in the book. - Read aloud. - Present the way to say the telephone numbers. - Practice listening the telephone numbers. - Write down the numbers they hear. - Compare their answers with the 	<p><u>Examples:</u></p> <p>837058 : eight three seven zero five eight.</p> <p>822086 : eight double two zero eight six</p> <p>0986967414 : zero nine eight six nine six seven four one four.</p>
---	---	---

<p>the numbers they hear.</p> <ul style="list-style-type: none">- Ask Ss to compare their answers with the partners'.- Play for the last time for Ss to check.- Call some Ss to give the answers .- T gives the right answers:  <ul style="list-style-type: none">- Ask Ss to check and correct their answers if necessary.	<p>partners.</p> <ul style="list-style-type: none">- Give the answers .	<p><u>Answers:</u></p> <ul style="list-style-type: none">a, 8251654b, 8250514c, 8521936d, 8351793e, 8237041f, 8821652
--	---	--

4. Consolidation:

- Remind ss the way to ask and answer the phone numbers.

5. Homework:

- Do the given Ex in the workbook.
- Prepare the next lesson: A4 - A5.

HỌC KÌ II

Class	Period	Date	Total	Ab
7A				
7B				

Period 55**UNIT 9: AT HOME AND AWAY****Lesson 1: A1 A holiday in Nha Trang****I. Objectives.**

After the lesson Ss will be able to get acquainted with the simple past form,,Ask ,answer about the holiday.

-To drill Ss speaking and listening skills.

II. Teaching aids.

Tape + cassette player, text book , work sheet.

III. Teaching procedure.

1. Oral test.

Answer the teacher the questions :

- *What do you remember most in the first semester ?*
- *In which subject do you get the highest score ?*
- *What are you going to do in this semester ?*

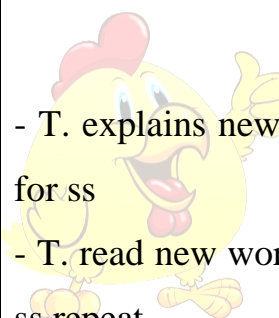
2. New lesson.

TEACHER'S ACTIVITIES	STUDENT'S ACTIVITIES	CONTENTS
-------------------------	-------------------------	----------

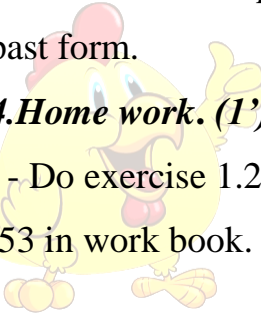
WARM UP(5')

<p>- T. asks ss some question</p>	<p>- ss answer</p>	<p>- Ex: Do you like English? Why? Why not? - Is it difficult? What is your problem in learning English?</p>
-----------------------------------	--------------------	--

PRESENTATIONS(36')

<p>- Then T. asks ss to listen to the tape</p>  <p>- T. explains new words for ss</p> <p>- T. read new words and ss repeat</p> <p>- T. asks to play role and read the dialogue</p> <p>- ss do</p> <p>- T. write on the board</p>	<p>- SS listen and find out the new words</p> <p>- Ss read new words</p> <p>- ss do</p> <p>- Ss answer the tense question then find out and read aloud sentences</p> <p>- Ss listen and copy</p>	<p><u>* New words</u></p> <p>- a quarium (n): bể cá</p> <p>- Cham temple: tháp Chàm</p> <p>- gift (n): món quà</p> <p>- Friendly (adj): thân thiện</p> <p>- delicious (adj): ngon</p> <p><u>Comprehension check</u></p> <ol style="list-style-type: none"> 1. Is Liz in Nha Trang now ? 2. Will Liz be in NhaTrang next vacation? 3. What sentences says about event in the past?
--	--	--

<ul style="list-style-type: none"> - T. makes examples - T. gives the meaning of it - T. asks to give the examples - T. asks ss to change the verbs in paren these into past form - T. calls some ss do before class - T. asks ss to read the dialogue again then do exercies in book - T. calls some ss to 	<ul style="list-style-type: none"> - Ss do exercise - Ss read the dialogue again and do ex 	<p><u>Grammar</u></p> <p>Past simple tense</p> <p>Ex: I had a lot of fan</p> <ul style="list-style-type: none"> - The food was delicious + Had: Quá khứ của “have” + Was: Quá khứ của “be” - Diễn tả hành động đã xảy ra trong quá khứ, không còn liên quan đến hiện tại. Dạng quá khứ của động từ: + Be – was/ were + Take – took + Have – Had + Go – Went + Learn - learned + Buy – bought <p>Ex: She goes to school everyday</p> <ul style="list-style-type: none"> - She went to school last week <p><u>2. Practice</u></p> <p>Ex1:</p>
--	--	---

<p>give the answers</p> <p>- T. corrects</p> <p>- T. asks ss to tell some actions happen in the past</p> <p>3. Consolidation (3')</p> <p>- Retell the main content of the simple past form.</p> <p>4. Home work. (1')</p> <p>- Do exercise 1.2 page 53 in work book.</p> 	<p>- Ss copy in their notebooks</p>	<p>a. My parents (take) me to the zoo last Sunday</p> <p>b. He (go) to HCM city last week</p> <p>c. Lan (buy) a yellow cap in NhaTrang</p> <p>d. They (be) very happy in VN last week</p> <p>3. Liz bought souvenir</p> <p>2. Liz visited Tri Nguyen Aquarium</p> <p>4. Liz returned to Hanoi</p> <p>1. Liz went to Nha Trang</p> <p>5. Liz talked to ba about her vacation. <u>Note</u></p> <p>* Holiday B.E.Ns: 1 đợt nghỉ, ngày lễ</p>
---	-------------------------------------	---

Class	Period	Date	Total	Ab
7A				
7B				

Period 56

UNIT 9: AT HOME AND AWAY

Lesson 2: A2----A3 A holiday in Nha Trang

I. Objectives.

After the lesson Ss will be able to know more about the simple past form, Retell the story about the holiday by using the words saw, ate, sharks, dolphins, turtles.....

-To drill Ss speaking and listening, Reading skills.

II. Teaching aids.

Tape + cassette player, text book, work sheet.

III. Teaching procedure.

1. Oral test.

- Do exercise 1.2 (page 53) in the work book.

2. New lesson.

TEACHER'S ACTIVITIES	STUDENT'S ACTIVITIES	CONTENTS
----------------------	----------------------	----------


WARM UP(5')

- Let ss sing a song	- Ss singing	- Sing a song
----------------------	--------------	---------------

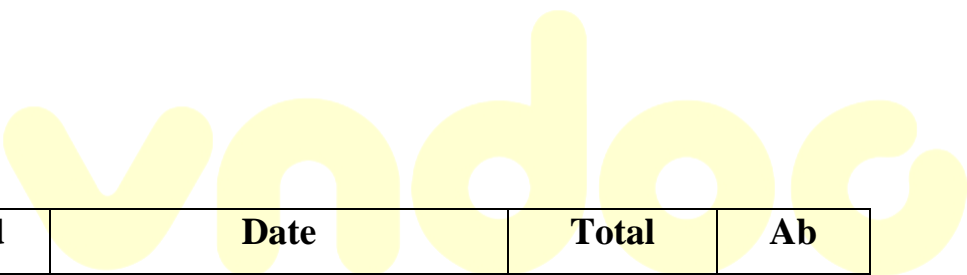
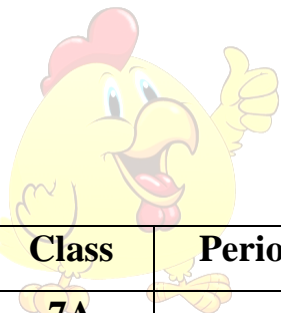
PRESENTATIONS(36')

<p>- T. asks ss to look at the picture and ask</p> <p>- T. gives the new</p>	<p>- ss look at the picture and guess</p>	<p><u>1. Presentation</u> –</p> <p><u>reading</u></p> <p>* Pre – question</p> <p>What did the Robinson see in Tri Nguyen Aquarium?</p>
--	---	--

<p>words</p> <ul style="list-style-type: none"> - T. asks ss to read the text silently - T. compare this answer with ss guessing - Then T. asks ss to read the text again and answer the question in the book - T. calls some ss give the answers - T. correct for sts 	<ul style="list-style-type: none"> - Ss read and find out the answer for the pre – question above - Ss works individually, then compare with a partner - give the answers. 	<p><u>Vocabulary</u></p> <ul style="list-style-type: none"> - Shark (n): cá mập - Dophin (n): cá heo - Turtle (n): rùa biển - Exit (n): lối ra - Cap (n): mũ lưỡi chai - Poster (n): áp phích, tranh khổ lớn <p><u>2. While – reading</u></p> <p>+ Firt time:</p> <p>+ Second time</p> <p><u>Answer</u></p> <p>a. Her parents went to the aqurium with her</p> <p>b. They saw sharks, dophins, turtles and many different types of fish</p>
---	---	--

<p>- T. asks ss to look at the pictures on the page 88 and retell the story of Liz skip to Tri Nguyen aquarium</p>  <p>- T. calls some ss to do. Then corrects</p> <p>3. Consolidation (3')</p> <p>- Retell the main content of the text.</p> <p>4.Home work. (1')</p> <p>- Do exercise 3-4 page 54 in work</p>	<p>- Look at the pictures on the page 88 and retell the story of Liz skip to Tri Nguyen aquarium</p> <p>- Tell above the class.</p> <p>- ss write down</p>	<p>c. They bought a cap and a poster</p> <p>d. Yes, she did. Liz wear the cap all day</p> <p>e. Yes, they are fish and crap</p> <p>f. Because she remember the beautiful fish in the aquarium</p> <p><u>3. Post – reading</u></p> <p>- Retell the story (P. 88)</p> <p>a. The Robinson family went to the aquarium</p> <p>b. They saw sharksdophins, turtles and many cotourful fish</p> <p>c. There was a souvenir shop near the exit of the aquarium</p> <p>d. Mr Robinson bought Liz a cap with a picture of a dophin on it. Mrs Robinson bought a</p>
---	--	---

boo		poster e. After their visit to the aquarium the Robinsons went to a food stall and Mr and Mrs Robinson ate fish and crab, Liz ate noodles.
-----	--	---



Class	Period	Date	Total	Ab
7A				
7B				

Period 57**UNIT 9: AT HOME AND AWAY****A. holiday in Nha Trang****Lesson 3: A4- Remmber**

I. Objectives.

After the lesson Ss will be able to know more about the simple past form, Retell the story about the holiday by using the words talk, rent, move saw,

-To drill Ss speaking and listening, Reading skills.

II. Teaching aids.

Tape + cassette player, text book, work sheet.

III. Teaching procedure.

1. Oral test.


- Do exercise 3-4 (page 54) in the work book.

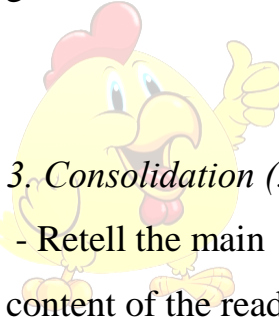
2. *New lesson:*

TEACHER'S ACTIVITIES	STUDENT'S ACTIVITIES	CONTENTS
WARM UP(5')		
<p>- Introduce the listening, and ask the Ss to work in pairs to choose the sentence which contains the similar information to the tape.</p> <p>- Play the tape three times, and ask the Ss to share the answer.</p> <p>- Ask some pairs to read the correct answer.</p> <p>- Correct if necessary.</p>	<p>- Ss work in pairs to choose the sentence which contains the similar information to the tape.</p> <p>- Listen and answer.</p> <p>- Read the answer.</p>	<p><i>b. The Robinson return to Hanoi by bus.</i></p> <p><i>d. This was the first time Liz saw the paddies.</i></p> <p><i>e. They stopped at the restaurant for the short time</i></p> <p><i>h. Mrs Robinson bought some food for Liz.</i></p> <p><i>j. They arrive home in</i></p>

		<i>the evening</i>
--	--	--------------------

PRESENTATIONS(36')

<ul style="list-style-type: none"> - T. explains the task of the exercise ss listen - T. asks ss to and read the task of the exercise - T. asks ss to read the diary silently - T. asks - T. asks ss to read the diary again and compare the sentences a-g with the content of the diary? - Then T. calls some ss 	<ul style="list-style-type: none"> - ss listen - ss listen read the task of the exercise - ss read - SS answer - SS do exercise on the page 90 	<p><u>I. Presentation</u></p> <p>A4: Read Ba's diary</p> <ul style="list-style-type: none"> - Pre – teach vocabulary - Rent (v): - Next to door to (prep): - On the side of: - Keep touch: - Improve: <p><u>Reading</u></p> <ul style="list-style-type: none"> - First time - What is the diary about? - Second time: <p><u>II. Practice:</u></p> <p><u>Answer</u></p> <ul style="list-style-type: none"> a. Liz lived next door to Ba b. Liz learned Vietnamese in Vietnam c. Ba collects stamps
--	---	--

<p>to correct the sentences</p> <ul style="list-style-type: none"> - T. remarks <p>- T asks some questions</p> <p>T. calls 1 student goes to b.b and retell the text about Liz</p> <ul style="list-style-type: none"> - T. listen and corrects, gives marks for student.  <p>3. Consolidation (3')</p> <ul style="list-style-type: none"> - Retell the main content of the reading.. <p>4. Home work. (1')</p> <ul style="list-style-type: none"> - Do exercise 4 page 54 in the work book - Prepare B1 Neighbors. 	<ul style="list-style-type: none"> - sts anwer <p>- Ss goes to b.b and retell the text about Liz</p>	<p>d. Liz's aunt lives in New York</p> <p>e. The Robinson moved to the other side of Hanoi</p> <p>f. the Robinson moved now Ba is sad</p> <p>g. Ba will see Liz next week</p> <p>Answer the questions</p> <p>a. Who is Liz? (Ba's friend)</p> <p>b. Is she English? (No, she isn't)</p> <p>c. When did Liz and her parents arrive in Hanoi (this year)</p> <p>d. What dose Liz's father do? (a teacher)</p> <p>e. Where do Liz and Ba like? (playing)</p> <p>g. Dose Ba know English?(yes)</p> <p>h. Who collects stamps? (Ba)</p>
---	---	--

		i. When will Ba and Liz the same age?
--	--	---------------------------------------

Class	Period	Date	Total	Ab
7A				
7B				

Period 58
UNIT 9: AT HOME AND AWAY
Lesson 4: B.1---B2 Neighbors
I. Objectives.

After the lesson Ss will be able to know more about the simple past form, and some other situations . Rivive the exclamation sentence with “What “

-To drill Ss speaking and listening ,Reading skills.

II. Teaching aids.

- Tape + cassette player, text book , work sheet.

III. Teaching procedure.

1. Oral test.

- Do exercise -4(page 54) in the work book .


2. New lesson.

TEACHER'S ACTIVITIES	STUDENT'S ACTIVITIES	CONTENTS
-------------------------	-------------------------	----------


WARM UP(5')

- T. asks ss some question	- Ss answer	- How are you? - Who's absent to day? - What did you do yesterday?
----------------------------	-------------	--

PRESENTATIONS(36')

<p>- T. asks ss some questions</p> <p>- Then T. introduces situation of the dialogue</p>  <p>- T. asks ss to listen to the dialogue</p> <p>- T. explains the meaning of new words. Then asks to read new words chorally</p> <p>- T. listen and corrects</p>	<p>- Ss answer</p> <p>- Ss listen and find out new words</p> <p>- SS read in chour then individually</p>	<p><u>1. Presentation</u></p> <p>- Are your neighbors friendly?</p> <p>- Do you sometimes help them?</p> <p>- What do they do for you?</p> <p><u>New words</u></p> <p>- Cut: cắt</p> <p>- Hair dress (n): thợ cắt tóc</p> <p>- Neighbor (n): người hàng xóm</p> <p>- Material: (n): vải, chất liệu</p> <p>- Clever (v): khéo léo, thông minh</p>
---	--	--

<ul style="list-style-type: none"> - T. introduces the grammar - T. asks ss to change into yes – no questions - T. asks ss to read the dialogue - Calls some ss to check answer - T. corrects - T. asks ss to read the dialogue again - T. calls some ss to check (in pairs) - T. asks ss to do exerciese - T. correct for sts 	<ul style="list-style-type: none"> - SS change - Ss play role and rean (before the class) - Ss read the dialogue again, then practices asking and answering Yes – no questions - ss do - ss copy 	<ul style="list-style-type: none"> - Dress maker (n): thợ may <u>Grammar</u> Simple past tense (?) Yes, No questions Ex: She went to Hanoi yesterday (?) Did she go to hanoi yesterday? + Yes, she did - No, she didn't (-) Negative form Ex: I bought a new book (-) I did not buy any new book She made a drees for me last week <u>Note</u> did not = didn't <u>2. Practice</u> <u>B1:</u> - Comprehension a. She is a hair dresser b. She is a dressmaker <u>B2:</u>
---	--	---

<p>3. Consolidation (3') -Retell the content of the lesson.</p> <p>4.Home work. (1') - Do exerciseB 1-2 page 55 in exercise book. - Prepare the new lesson B 3</p> 		<p>a. No, she didn't b. no, she didn't c. Yes, she did</p> <p><u>3. Production</u> Write the question with "Did ...) a. His uncle took him to see Cham tenmples b. Liz bought a lot of sovernir c. They put the fish in a big bag d. I ate only meat in my meals e. Liz taught ba some English</p>
---	--	---

Class	Period	Date	Total	Ab
7A				
7B				

Period 59**UNIT 9: AT HOME AND AWAY****Lesson 5: B. Neighbors B3---B 4****I. Objectives.**

- By the end of the lesson, Ss will be able to continue reviewing Past simple tense through the reading comprehension “The neighbor”.

1. Language focus:

- Past simple tense.

2. Language skills:

- Reading, Writing, Communicate.

II. Teaching aids.

1. Teacher: - Text book, teacher's book, lesson plan, tape and cassette.

2. Students: - Text book, notebook.

III. Procedure.**1. Check up:** (1m).

* Question: Write new words.

* Answers: The words in the before lesson.

2. New lesson:

TEACHER'S ACTIVITIES	STUDENT'S ACTIVITIES	CONTENTS
-------------------------	-------------------------	----------

WARM UP(5')

- T. asks ss to play some games - T. calls ss do B1 in W.B	- Ss play the game	- How are you? - Who's absent to day? - What did you do yesterday?
---	--------------------	--

--	--	--

PRESENTATIONS(36')

<ul style="list-style-type: none"> - T. introduces the topic by asking and answering some questions - Then T. teaches some new words - T. asks ss to read the text silently and findout the answers for the questions above - Ask Ss answer the qs then compare with a partnner - T. Calls some to check the answer - T. asks ss to read all sentences 	<ul style="list-style-type: none"> - Listen to the T - Listen and take note. - Read the text silently and findout the 	<p><u>1. Pre – reading</u></p> <ul style="list-style-type: none"> - What do you often learn in home economics (cooking, sewing ...)? - Do you know sewing, mending clothes? - Do you like to sew? * Pre – teach vocab - Sew (v): may - Usefull (adj): có ích - Hobby (n): sở thích riêng Ex: Sewing is my hobby - Decide (v): quyết định - Cushion (n): gối đệm - Try on (n): cố gắng - Fit (v): vừa Ex: The dress fits me * Pre – question - What did Hoa learn to sew?
--	--	--

<p>- Then asks ss to use the past form of the verbs in the right column to complete the sentences</p> <p>- T. calls some ss read complete sentences then corrects</p> <p>- T. asks ss to retell the text about Hoa</p>	<p>answers for the questions above</p> <p>- Ss read the text again and answer the qs in the book</p> <p>-Answer the qs then compare with a partner</p>	<p>- What is the text about?</p> <p><u>2. While – reading</u></p> <p>+ First time:</p> <p>+ Second time</p> <p>* <u>Answer</u></p> <p>a. She learned how to use sewing machine</p> <p>b. She made a cushion for her armchair first</p> <p>c. It was blue and white</p> <p>d. Next, she made a skirt</p> <p>e. It was green with white flowers on it</p> <p>f. It looked very pretty</p> <p>g. She tried it on but it didn't fit</p> <p>h. Hoa's neighbor fitted very well</p>
<p><u>3. Consolidation(3')</u></p> <p>- Repeat the main knowledge in the lesson.</p> <p>- Ss listen and remember.</p> <p><u>4. Homework. (1')</u></p> <p>- Learn new words by heart.</p> <p>- Prepare new lesson.</p>	<p>- ss read through</p> <p>- Ss do exercise</p>	<p><u>B4:</u></p> <p>- Watched, bought, cut, used</p> <p><u>Note:</u>Regular verb</p> <p>- Watch – watched</p>

	- Some ss retell before the class	learn – learned - Decide – decided fit – fitted * The way to reaf the ending “ed” “id”: needed, fitted “t”: watched “d”: Decideed, learned
--	-----------------------------------	---



vndoc

Class	Period	Date	Total	Ab
7A				
7B				

Period 60**LANGUAGE FOCUS 3**

I. Objectives.

- By the end of the lesson, Ss will be able to review all the main knowledge from unit 7 to unit 9 and do some exercises.

1. Language focus:

- Past simple tense.
- The price.
- Prepositions.
- More, less, fewer

2. Language skills:

- Communicative.
- Doing exercises.

II. Teaching aids.

1. Teacher: - Text book, teacher's book, exercise book, lesson plan.
2. Students: - Text book, notebook, exercise book.

III. Procedure.

1. Check up: During the lesson..

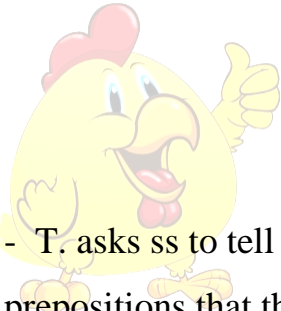
2. New lesson:

TEACHER'S ACTIVITIES	STUDENT'S ACTIVITIES	CONTENTS
-------------------------	-------------------------	----------

WARM UP(5')

- T. asks ss to play games.	- S are divides into 2 groups and play a game.	- Playing games “pelmanism” 1- eat 7 – ate
-----------------------------	--	---

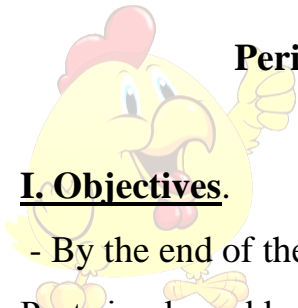
PRESENTATIONS(36')

<p>- T. given a real thing and asks ss to make qs about its price and answer.</p> <p>- T. gives situation and asks ss to give examples</p>  <p>- T. asks ss to tell the prepositions that they have learned.</p> <p>- T. asks ss to make example, basing on the map in the book (P 96)</p> <p>- T. gives a situation.</p> <p>- Asks ss to use more, less or fewer to write/</p>	<p>- Sts do</p> <p>- Give examples</p> <p>- Tell the prepositions that they have learned.</p> <p>- Ss make example.</p> <p>- I s does</p>	<p><u>1. Presentation</u></p> <p>- Review grammar points</p> <p><u>a. About the price</u></p> <p>Ex: how much is this pen? It's 2.000 dong</p> <p>How much + is/are + N/Ns?</p> <p>It/ they + is/ are + số tiền</p> <p><u>b. About distance</u></p> <p>Ex: How far is it from HB to HN? It is about 40 kilometres</p> <p>How far is it from ... to ...?</p> <p>It is (about) ...</p> <p><u>c. Preposition of position</u></p> <p>- on, in , near, to the right, opposite,...</p> <p>Ex: - the book store is on Hue</p>
---	---	--

<p>say new sentences.</p> <ul style="list-style-type: none"> - T. asks ss to tell / say the meaning and the useage of thix tense. - Then asks ss to give examples. - T. calls some ss to say about the message and the meaning of this tense. - T. asks ss to do all exercise in book. - T. correct for ss - T. gives extra exercise then asks ss to do <p><u>3. Consolidation</u> (3')</p> <p>Retell the main content of the lesson</p> <p><u>4. Home work</u>.(1')</p> <ul style="list-style-type: none"> - Do the Test yourself in the work book. 	<ul style="list-style-type: none"> - Tell the meaning and the useage of thix tense - Say about the message and the meaning of this tense. - Listen and take note. 	<p>street</p> <ul style="list-style-type: none"> - It it between the restaurant and the minimart <p><u>d. More, less, fewer</u></p> <ul style="list-style-type: none"> - Hoa has 2 pens. Lan has 3 pens <p>Ex: Lan has more pen than Hoa</p> <p><u>Grammar</u></p> <p>* Past time</p> <p>Ex: I watched T.V last night</p> <p>He went to HN yesterday</p> <p>Lan visited me 2 days ago</p> <p><u>Adv:</u> Yesterday,lastweek, night, last summer ... a week, ...</p> <p><u>2. Practice</u></p>
--	--	---

--	--	--

Class	Period	Date	Total	Ab
7A				
7B				

**Period 61****UNIT 10: HEALTH AND HYGIENE****Lesson 1: A. Personal hygiene A1****I. Objectives.**

- By the end of the lesson, Ss will be able to continue reviewing about Present and Past simple and know words and phrase word with theme “Personal hygiene”.

1. Language focus:

- Present simple tense.
- Past simple tense.

2. Language skills:

- Reading.
- Communicate.

II. Teaching aids.

3. **Teacher:** - Text book, teacher's book, lesson plan, tape and cassette.
4. **Students:** - Text book, notebook.

III. Procedure.

1. Check up: During the lesson.

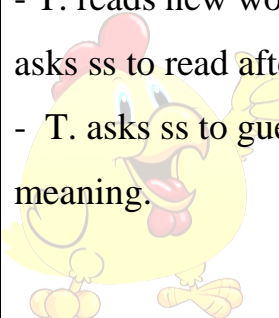
2. New lesson:


TEACHER'S ACTIVITIES	STUDENT'S ACTIVITIES	CONTENTS
----------------------	----------------------	----------

WARM UP(5')

- T. asks ss to play games	- S are divides into 2 groups and play a game.	- Playing games "pelmanism" 1- eat 7 – ate
----------------------------	--	---

PRESENTATIONS(36')

 <ul style="list-style-type: none"> - T. reads new words and asks ss to read after. - T. asks ss to guess the meaning. - Then T. writes what ss guess on the b.b. - T. asks ss to read the letter silently. - T. calls some ss to give the answer. - T. correct for sts. 	<ul style="list-style-type: none"> - Read after the T. - Guess the meaning. - Read the letter silently. - Ss read and again and answer the qs in the book. 	<p><u>1. Pre – reading</u></p> <ul style="list-style-type: none"> - Do you remember Hoa? - Can you tell me about her? - Do you know about her? <p><u>*Pre – teach</u></p> <ul style="list-style-type: none"> - Harvest (n): - Take/ do mrrning exercise (v): - Take of (v): <p>Ex: You take of yourself</p> <ul style="list-style-type: none"> - Iron (v):
--	--	---

<p>- T. asks ss to find out Hoa's mother sentences.</p>  <p>- T. asks ss to retell the letter</p> <p>- T. asks ss to look at the picture (about teeth hygiene) and T. explains how to do</p> <p>- T. asks ss to works in pairs.</p>	<p>- Ss retell</p> <p>- Ss write down</p> <p>- Look at the picture</p> <p>- Works in pairs</p>	<p>- Candy (n):</p> <p>* <u>Pre – questions</u></p> <p>- What did Hoa's mother write?</p> <p><u>2. While – reading</u></p> <p>A1: (page – 100)</p> <p>a. Because it is about haverest time</p> <p>b. Hoa's grand father helps them on the farm</p> <p>c. They will go to HN soon after the harverst</p> <p>d. Now Hoa is different. She gets up early and does morning exercise everydays</p> <p>e. Hoa's mother wants her to do her own washing and inroning; and Hoa's mother doesn't wants her to eat too much candy, stay up late.</p>
---	--	---

<p>G1: Write about what should</p> <p>G2: Write about what shouldn't do</p> <ul style="list-style-type: none"> - T. goes around the class to help. - Then calls some ss to read the writing. - T. correct for sts. <p><u>3. Consolidation (3')</u></p> <ul style="list-style-type: none"> - Retell the content of the lesson. <p><u>4. Home work (1')</u></p> <ul style="list-style-type: none"> - Ask Ss to do the exercise .A1 in the work book. 	<p>- Some ss read</p>	<ol style="list-style-type: none"> 1. Remember to wash and iron your own clothes. 2. Don't eat too much candy. <p>Remember + to + V: Hãy nhớ làm gì</p> <p>Don't + V: Đừng (làm gì)</p> <p><u>3. Post – reading</u></p> <p>B5: Write</p> <p>(This is a poster about talking care of the teeth you discuss about what to)</p> <p>Do: Use a tube of tooth past</p> <ul style="list-style-type: none"> - See a dentist. - Brush teeth regularly. - Don't – eat candy. - Use an old tooth brush. - Forget to brush teeth.
---	-----------------------	--